

# PARENTS' SAFER PARKING CHARTER

**Your Junior Safety Officers, and school council have constructed a Safe Parking Charter.** They want everyone who drives to Christ Church Primary School to sign up to the following Parking Charter to help keep **ALL** of us safe. Please remember road safety is everyone's responsibility.

I hereby agree to abide by the guidelines outlined within the Safer Parking Charter, which has been established by the Christ Church School Pupils, Teachers and Cheshire West and Chester Council's Road Safety Team. This charter has been developed to improve the safety of children attending Christ Church Primary School and improve the quality of life for those within the school environment. **By signing up to this charter you agree to:**

***Drive safely, within the school area, please drive at an appropriate speed, there are lots of children about and you can't always see them as they can be small and that puts them in danger.***

***Park a 5 minute walk away from the school, especially if you have children in KS2. If your children are younger or have disabilities, please be careful where you park your car, this will reduce traffic around the school and leave a clear path for those parents who HAVE to drive.***

***Not to park or drop off on the zig zag lines, as they are telling you to 'KEEP CLEAR', this makes it safer for ALL the children to cross the road, not just yours!***

***Not to park or stop to drop a child off on any double yellow lines, they are there for a reason, to make it easier for people to see and be able cross the road safely.***

***Not park on H brackets or in front of resident's driveways, this blocks people from getting out of their houses and driveways, they may need to go to work or take their own children to school. Please be considerate.***

***Not park on kerbs, pavement or junctions when you drop your child off as people can't get passed with pushchairs and it will put them in danger as they then have to walk round the car on the road.***

Pay attention to other children at the side and rear of your vehicle when parking, dropping off or setting off.

***Not park in the middle of the road and let your child out, because this is not safe for your child and creates a traffic jam, it makes parents even more in a rush. Also please ask your child to get out of the car on the pavement side as this keeps them safe away from traffic.***

***Anti-Idling. This means that cars waiting to pick children up do not have their engines on and release harmful fumes for children to breathe in into the atmosphere. You could also park away from school; we are asking you to do this as it can harm children's lungs and health.***

If possible car share, this immediately takes one car out of the school traffic!

To forward any concerns regarding dangerous parking and road safety in the school environment to the Head teacher or a Governor, who can then take appropriate action.

**Thank you**

**If at all possible 'Walk to School'**



# I agree to:

- Drive safely and at an appropriate speed around the school
- Park away from the school and walk the last 5 minutes, if possible
- Not park on the zig zags, white H bar lines or junctions
- Not stop on double yellow lines and let my child out even for a few seconds
- Not park on the kerb, pavements are for people
- Pay attention for children when stopping and setting off
- Not park in the middle of the road and let your child out
- Ensure your child leaves the car from the pavement side
- Do not sit in your car with the engine running, it emits toxic fumes which the children will inhale
- If possible car share, this reduces the number of cars at the school gate

I/we have read and understood the Christ Church School Safer Parking Charter and agree to abide by all the guidelines to help ensure the safety of all

Cut here

Child's Name.....

Class.....

Signed: .....


Date.....



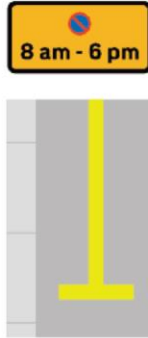


# WHAT THE LINES AND SIGNS MEAN

Waiting restrictions apply to the whole of the highway including pavements and verges



**Double yellow lines** along the edge of the road mean no waiting at any time. You can stop to load or unload or to allow passengers to get in or out of the vehicle unless there are also loading restrictions.



**Single Yellow Lines** along the edge of the road mean you cannot wait during the times shown on the signs. You can stop to load or unload or to allow passengers to get into or out of the vehicle unless there are also loading restrictions.



**Limited waiting**  
Parking is permitted at the times and for the duration shown on the signs, once you have left the parking area you cannot return to park in the same area within the "No return" duration. Outside these times you can park for any duration.




Parking is not permitted on the footway or verge




**Taxis only** are allowed to stop. No other vehicle is allowed to stop, load or unload within the bay during the times stated on the signs.



No parking or loading at any time on the verge or footway



**Buses only** are allowed to stop. No other vehicle is allowed to stop, load or unload within the bay during the times stated on the signs.



**School keep clear markings**  
No vehicle is allowed to stop, load or unload during the times shown on the signs.




Entrance to a restricted parking zone where both waiting and loading are prohibited during the times shown in the lower panel.